

Adding Blackboard to IE7's trusted zone.

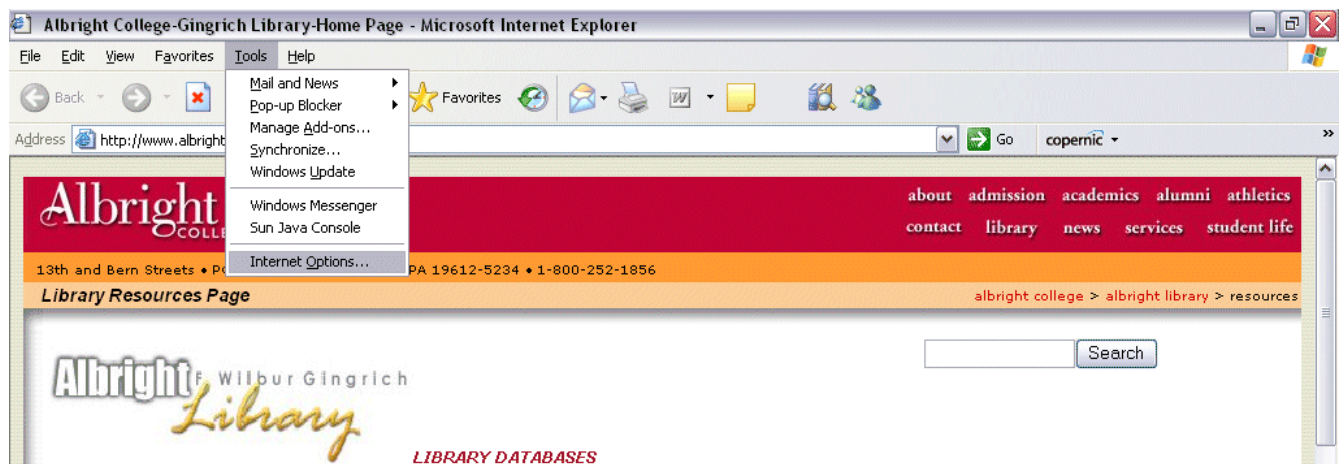
It is suggested you try the Firefox or Opera browsers, which have fewer problems with Blackboard than IE7.

Firefox is a free download available at <http://www.mozilla.com/en-US/firefox/>

Opera is a free download available at <http://www.opera.com/download/>

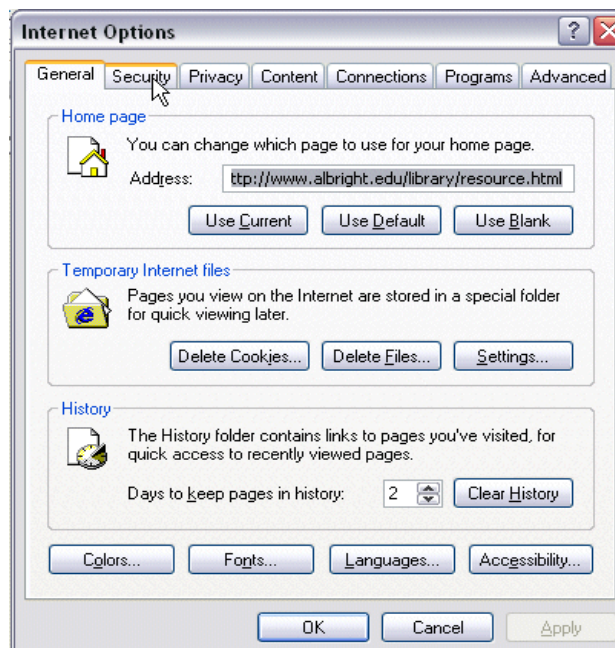
To add Blackboard to IE7's trusted zone:

1. Open the IE7 browser



2. Click on Tools/Internet Options...

3. Click the Security tab.



4. Click on the Trusted sites icon.
Then click the Sites button.



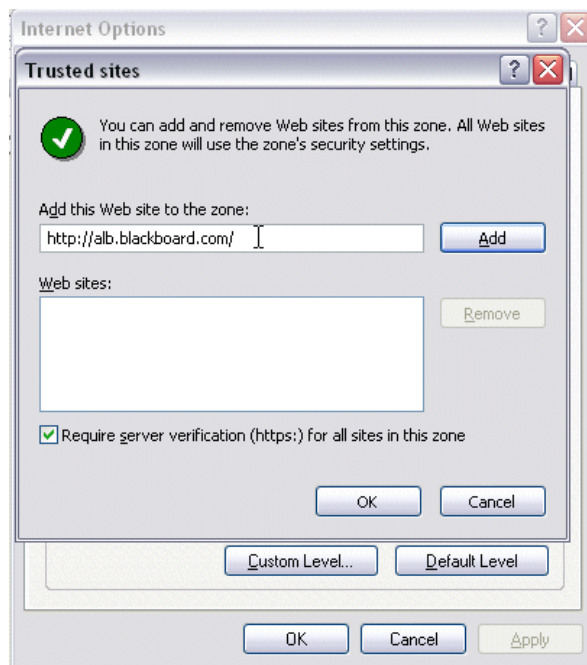
5. Type `http://alb.blackboard.com/` into the "Add this site to the zone" text box.

Click the Add button.

If the "Require server verification" box has a checkmark, click on the box to remove the checkmark.

6. Click on the OK buttons until you are out of the dialog boxes and back to the browser.

If you are still having a problem, please contact the library for help.



George Missonis
(610) 921-7203
gmissionis@alb.edu

OR:

Library Reference Desk
(610) 921-7211
libraryref@alb.edu

